








EVOLUTION²⁰²⁰[™]

HIGH-LEG MECHANISM




-  WOOD-TO-THE-FLOOR
-  POWER ONLY
-  ALLOWS WING-OVER-THE-ARM
-  350 lbs WEIGHT CAPACITY
-  29° BACK INCLINE
-  HIGH-LEG MECHANISM
-  T-CUSHION STYLING


A game-changer in the motion industry.

Evolution2020 is the first motion sofa wall-proximity mechanism designed and engineered with the same comfort and durability found in metal-to-the-floor mechanisms, raised off the floor by the use of designer legs. Suitable for fashionable high-leg furniture designs.

SEAT CUSHION WIDTH REFERENCE CHART		
ORDERING DASH	SEAT CUSHION WIDTH	
	INCHES	METRIC
0	19 1/4	488,95
1	20 1/4	514,35
2	21 1/4	539,75
3	22 1/4	565,15
4	23 1/4	590,55
5	24 1/4	615,95
6	25 1/4	641,35
7	26 1/4	666,75
8	27 1/4	692,15
9	28 1/4	717,55
10	29 1/4	742,95
11	30 1/4	768,35
12	31 1/4	793,75



Conventional Metal-to-the-Floor Motion Sofa



Evolution2020

LP Drive Components



Actuator
P/N 7721110001



SMPS
P/N 7720020001



Extension Cable
(3 meters)
7720110001



US Cord
(1.5 meters)
P/N 7720200001



Two-Button
Illuminated Switch
P/N 7120410001

Australia P/N: 7720220001
EU P/N: 7720230001
UK P/N: 7720250001

Leggett & Platt[®]
FURNITURE COMPONENTS

800.888.4569
HFC@leggett.com
LPFurnitureComponents.com